

SKU	Make	Model	Year
DWTO-736-32-WD	NISSAN	MURANO	2023


General Instructions:

1. Remove all content from the package, verify and inspect all parts from damage and quantity.
2. Locate all parts, and identify where it should be placed on the vehicle. Identify the mounting points on the vehicle. Note: It may be required to detach any plastic skid shield interfering the chassis frame. Once the mounting brackets from the kit is installed, the installer may then trim and reattach the plastic skid shield back on to the vehicle.
3. Begin by securing all hardware first, before tightening and performing any adjustments. Assistance may be required to balance and align the bumper guard fitment. Once all parts are adjusted and aligned, it may be fully tightened.
4. Refer to the following remarks in this guide for additional tips and comments.

Care Instructions:


- Products can be cleaned with mild soap and water.
- Polishing is recommended on stainless steel products for finish maintenance and touch-ups.
- Nuts and bolts should be inspected, realigned, and retightened periodically.






Passenger Side

Driver side



Driver side

ROAD



Passenger Side