



Fits: 2019-22 Subaru Forester Front A-bar Bumper Protector



PLEASE USE ALL OF THE TOOLS REQUIRED FOR THIS INSTALLATION



REMOVE CONTENTS FROM BOX. VERIFY ALL PARTS ARE PRESENT.



READ INSTRUCTIONS CAREFULLY BEFORE STARTING INSTALLATION.



DO NOT OVER TORQUE. STANDARD OPERATING LOAD FOR TIGHTEN BODY MOUNT NUTS & BOLTS VARIES FROM **45** TO **65** FOOT POUND.

SCAN
OUR
READER
FOR
MANUAL



INFO@BROADFEET.COM

TEL: 718-302-1787

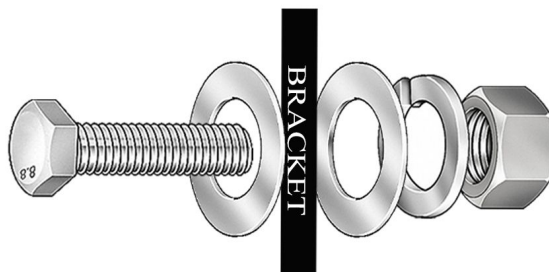
STEP 1:

Open up the box of brackets and hardware to make sure you have all the items listed below before you initiate the installation.



NOTE

Allways refer to the Bolt Pattern at every step of the entire installation for a successful work.





Fits: 2019-22 Subaru Forester Front A-bar Bumper Protector



STEP: 2

You will start by removing the front splash guards under the car which will uncover the tow holes needed to instal the brackets.

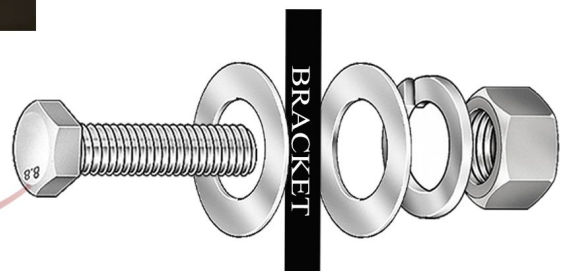
STEP: 3

In the picture to the left is showing the area exactly where the brackets will be installed.



STEP: 4

After you have succesfully removed the front under splash guard you will be able to find the tow hole on the chassis. As shown in the picture to the left. Attach the bracket and put the bolt, flat washer, springwasher, and nut accordingly.





Fits: 2019-22 Subaru Forester Front A-bar Bumper Protector



STEP: 5

Once you have installed the left and right brackets. You will next install the A-bar Bumper Protector. Exactly as shown in the image on the left.

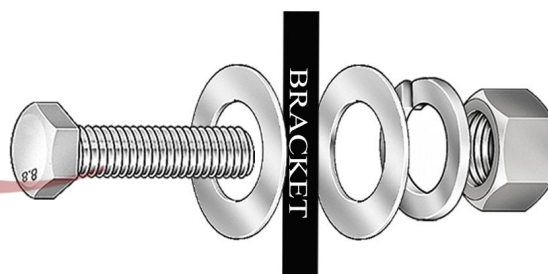
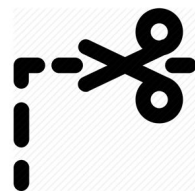
STEP: 6

Repeat same procedure on the order side and always make sure every bolt and nut are tighten after any adjustment.



STEP: 7

When you have successfully installed brackets and A-bar. You will proceed with putting back the front under cover to wrap this up. You should trim the under cover so that each bracket clears its way out.





Fits: 2019-22 Subaru Forester Front A-bar Bumper Protector

AT THIS POINT YOUR FRONT BUMPER PROTECTOR SHOULD LOOK LIKE THIS WHEN INSTALLED SUCCESSFULLY. IF YOU HAVE ANY FURTHER CONCERN PLEASE CONTACT US AT THE NUMBER PROVIDED IN THE FIRST PAGE OR VISIT US AT BROADFEET.COM.

